



With a powerful integrated controller, application-level intelligence, zero-touch provisioning, and available cloud-based management, the Xirrus XD2 Access Point (AP) provides a powerful Wi-Fi solution for environments requiring high performance wireless connectivity, such as classrooms, offices, hospitals, libraries, and more. The Xirrus XD2 is backward compatible with previous Wi-Fi technologies and supports the latest 802.11ac Wave 2 with Multi-User MIMO. The XD2 features dual software-defined radios, delivering twice the 802.11ac capacity of standard APs.

CONFIGURATION SPECIFICATIONS

	XD2-240
Chassis Dimensions	8" Diameter, 1.82"H
Supported Standards	802.11a/b/g/n/ac (Wave 2)
Total Number of Radios	2 - 2.4GHz / 5GHz - software programmable
Radio Type	4x4, 11ac, 3.47Gbps
Bluetooth Radio	Yes
MIMO Technology	MU-MIMO: 8 streams
Channel Bonding	Up to 160MHz
Maximum Wi-Fi Bandwidth	6.9Gbps
Wi-Fi Threat Sensor	Yes
Integrated Antennas	8
Maximum Associated Devices	480
Max SSIDs	16
Max VLAN	64
Wired Uplinks - support four modes 802.3ad (Aggregate traffic), broadcast, link-backup (failover), load balancing	2-1GbE
Maximum Power Consumption	24W* (802.3at PoE)
Weight	1.8lbs

* With Bluetooth



XD2 DUAL RADIO INDOOR ACCESS POINT (Wave 2)

TECHNICAL SPECIFICATIONS

Features	Specifications
RF Management	<p>Dynamic channel configuration</p> <p>Dynamic cell size configuration</p> <p>Monitor radio for threat assessment and mitigation</p> <p>Wired and Wireless RMON / Packet Captures</p> <p>Radio assurance for radio self test and healing</p> <p>RF monitor</p> <p>2.4 & 5Ghz Honeypot Control – Increase available 2.4 & 5Ghz wireless device density through management of spurious 2.4 & 5Ghz association traffic.</p> <p>Re-use and increase wireless device density through tight power controls.</p>
High Availability	Supports hot stand-by mode for mission critical areas
Environmentally Friendly	Supports ability to turn off radios based on schedule configuration
Wireless Protocols	IEEE 802.11a, 802.11ac, 802.11b, 802.11d, 802.11e, 802.11g, 802.11h, 802.11i, 802.11j, 802.11k, 802.11n, 802.11w
Wired Protocols	<p>IEEE 802.3 10BASE-T, IEEE 802.3u 100BASE-TX, 1000BASE-T, 802.3ab 1000BASE-T</p> <p>IEEE 802.1q – VLAN tagging</p> <p>IEEE 802.3ad – Link aggregation</p> <p>IEEE 802.1d – Spanning tree</p> <p>IEEE 802.1p – Layer 2 traffic prioritization</p> <p>DHCP option 82</p>
IPv6 Support (in CLI only)	<p>IPv4 and IPv6 dual stack client support</p> <p>IPv6 only network</p> <p>Increase wireless device density through control of unnecessary IPv6 traffic over IPv4 only networks</p> <p>IPv6 functions: IP addressing, DNS, filters, application control, syslog, SNMP management, SSH, Telnet, FTP, DHCP clients</p>
RFC Support	<p>RFC 768 UDP</p> <p>RFC 791 IP</p> <p>RFC 2460 IPV6 (Bridging only)</p> <p>RFC 792 ICMP</p> <p>RFC 793 TCP</p> <p>RFC 826 ARP</p> <p>RFC 1122 Requirements for internet hosts – communication layers</p> <p>RFC 1542 BOOTP</p> <p>RFC 2131 DHCP</p>
Security	<p>WPA</p> <p>IEEE 802.11i WPA2, RSN</p> <p>RFC 1321 MD5 Message-digest algorithm</p> <p>RFC 2246 TLS protocol version 1.0</p> <p>RFC 3280 Internet X.509 PKI certificate and CRL profile</p> <p>RFC 4347 Datagram transport layer security</p> <p>RFC 4346 TLS protocol version 1.1</p>
Encryption Types	<p>Open, WEP, TKIP-MIC: RC4 40, 104 and 128 bits</p> <p>SSL and TLS: RC4 128-bit and RDA 1024 and 2048 bit</p>
Authentication	<ul style="list-style-type: none"> • IEEE 802.1x • RFC 2548 Microsoft vendor-specific RADIUS attributes • RFC 2716 PPP EAP-TLS • RFC 2865 RADIUS Authentication • RFC 2866 RADIUS Accounting • RFC 2867 Tunnel Accounting • RFC 2869 RADIUS Extensions • RFC 3576 Dynamic Authorizations extensions to RADIUS • RFC 3579 RADIUS Support for EAP • RFC 3748 EAP-PEAP • RFC 5216 EAP-TLS • RFC 5281 EAP-TTLS • RFC 2284 EAP-GTC • RFC 4186 EAP-SIM • RFC 3748 Leap Passthrough • RFC 3748 Extensible Authentication Protocol • Web Page Authentication • WPR, Landing Page, Redirect • Support for Internal WPR, Landing Page and Authentication • Support for External WPR, Landing Page and Authentication • Support for Xirrus EasyPass Access Services
Environmental Specifications	<p>Operating Temperature: 0-50°C, 5-90% humidity, non-condensing</p> <p>Storage Temperature: -40°C to 70°C</p>



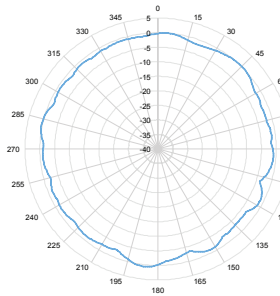
XD2 DUAL RADIO INDOOR ACCESS POINT (Wave 2)

Features	Specifications	
Channel Support 2.4GHz (Channel selections are based upon country code selections)	1, 2, 3, 4, 5, 6, 7, 8, 9, 10, 11, 12, 13, 14	
Channel Support 5GHz (Channel selections are based upon country code selections)	U-NII-1 – Non-DFS channels 36 40 44 48 U-NII-2A DFS channels 52 56 60 64	U-NII-2C DFS channels 100 104 108 112 116 120 124 128 132 136 140 144 U-NII-3 Non-DFS channels 149 153 157 161 165
Management Interfaces	Command line interface Web interface (http / https)	Xirrus Management System (XMS) XMS-Cloud XMS-Enterprise
Management	<ul style="list-style-type: none"> • SNMP v1, v2c, v3 • RFC 854 Telnet • RFC 1155 Management Information for TCP/IP Based Internets • RFC 1156 MIB • RFC 1157 SNMP • RFC 1212 Concise MIB Definitions • RFC 1213 SNMP MIB II • RFC 1215 A Convention for Defining Traps for use with the SNMP • RFC 1350 TFTP • RFC 1643 Ethernet MIB • RFC 2030 Simple Network Time Protocol SNTP • RFC 2578 Structure of Management Information Version 2 (SMIv2) • RFC 2579 Textual Conventions for SMIv2 • RFC 2616 HTTP 1.1 • RFC 2665 Definitions of Managed Objects for the Ethernet Like Interface Types • RFC 2674 Definitions of Managed Objects for Bridges with Traffic Classes, Multicast Filtering and Virtual LAN Extensions • RFC 2819 Remote Network Monitoring Management Information Base 	<ul style="list-style-type: none"> • RFC 2863 The Interface Group MIB • RFC 3164 BSD Syslog Protocol • RFC 3414 User-based Security Model (USM) for version 3 of the Simple Network Management Protocol (SNMPv3) • RFC 3416 Version 2 of the Protocol Operations for the Simple Network Management Protocol (SNMP) • RFC 3417 Transport Mappings for the Simple Network Management Protocol (SNMP) • RFC 3418 Management Information Base (MIB) for the Simple Network Management Protocol (SNMP) • RFC 3584 Coexistence between Version 1, Version 2, and Version 3 of the Internet-standard Network Management Framework • RFC 3636 Definitions of Managed Objects for IEEE Xirrus Private MIBs • Integration with Splunk for accurate search and analysis of intra-organizational IT events • Netflow Export v9 and IPFIX compatibility allows for IP traffic statistics collection • RFC 6455 Two way WebSocket based communication protocol • STOMP Simple Text Oriented Message Protocol for message oriented middleware
Regulatory Compliance	EMC, Safety and Wireless <ul style="list-style-type: none"> • FCC CFR 47 Part 15, Class B • ICES-003 Class B • FCC Subpart C 15.247 • FCC Subpart E 15.407 • RSS-247 • EN 301 893 • EN 300 328 • EN 301 489 1 & 17 • EN 62311 • EN 55022 (CISPR 22) • AS/NZS4268 + CISPR22 	Safety <ul style="list-style-type: none"> • IEC 60950-1 • EN 60950-1 • UL 60950-1 • CSA 22.2 No.60950-1A • AS/NZS 60950.1

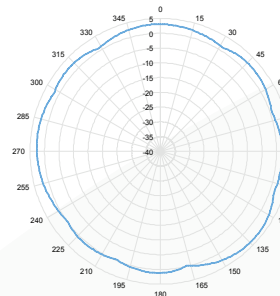


XD2 DUAL RADIO INDOOR ACCESS POINT (Wave 2)

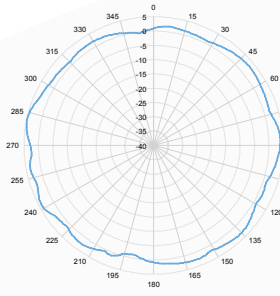
ANTENNA PATTERN*



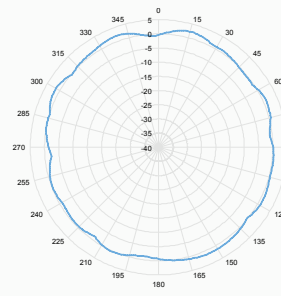
2.4 GHz Azimuth



2.4 GHz Elevation



5 GHz Azimuth



5 GHz Elevation

RECEIVE SENSITIVITY**

2.4 GHz	XD2-240
802.11b	
1 Mbps	-95
11Mbps	-88
802.11g	
6 Mbps	-93
54 Mbps	-75
802.11n HT20	
MSC0	-91
MSC7	-72
802.11n HT40	
MSC0	-88
MSC7	-69

5 GHz	XD2-240
802.11a	
6 Mbps	-92
54 Mbps	-75
802.11n HT20	
MSC0	-91
MSC7	-72
802.11n HT40	
MSC0	-88
MSC7	-69
802.11ac VHT20	
MSC0	-91
MSC9	-66

5 GHz	XD2-240
802.11ac VHT40	
MSC0	-88
MSC9	-63
802.11ac VHT80	
MSC0	-84
MSC9	-59

Part Number	Description
-------------	-------------

CONFIGURED MODELS

XD2-240	Dual radio 4x4 MU-MIMO 802.11ac (Wave 2) AP with up to 6.9Gbps of total Wi-Fi bandwidth; integrated controller with Array-OS operating system
---------	---

SOFTWARE LICENSES

AOS-APPCON	Application Control license enabling Deep Packet Inspection (DPI) on 1 radio
------------	--

ACCESSORIES

XP1-MSI-30	1 Port 30W PoE Injector that powers 1 AP (XD2-240). Requires order of appropriate XS-PWR-XX cord for the country where the AP will be deployed; refer to Accessories Guide for other options including managed multi-port injectors
Mountings	Refer to Accessories Guide for options, part numbers and detailed information

* Single radio pattern ** Single radio chain

Global Headquarters
3800 Golf Road, Suite 360
Rolling Meadows, IL 60008
USA
Tel: +1 (888)863-5250

UK Office
Unit B2, Linhay Business Park,
Eastern Road
Ashburton, United Kingdom,
TQ13 7UP
Tel: +44 1364 655500

San Jose Office
2590 N. 1st Street, Suite 220
San Jose, CA 95131 USA

Cambium Networks Consulting Private Ltd
5th Floor, Quadrant 1, Umiya Business Bay
Tower 2, Outer Ring Road
Kadubisenahalli, Varthur Hobli Road
Bangalore East Taluk, Bangalore- 560037